

**Year: XIX**

**ISSUE: 179**

**Volume: 229**

# **Nepal Telecommunications Authority**

## **Telecommunication Indicators**

**Mangsir, 2080 (November 17– December 16, 2023)**

P.O. Box No. 9754  
Jamal, Kathmandu, Nepal  
Phone No.: +977-1-5355474  
Fax No.: +977-1-5355250  
E-mail: [ntra@nta.gov.np](mailto:ntra@nta.gov.np), [info@nta.gov.np](mailto:info@nta.gov.np)  
Website: [www.nta.gov.np](http://www.nta.gov.np)

Published on  
Baisakh, 2081

## Table of Contents

1.	<b>Voice Telephony</b> .....	3
1.1	Subscription of Voice Telephony Service.....	3
1.2	Service wise Market Proportion of Voice Service (Based on Subscription) .....	4
1.3	Operator-wise Market Proportion of Voice Service (Based on Sim Subscription) ....	5
1.4	Population Penetration (%) of Voice Service (Based on Subscription).....	6
2.	<b>Internet Service</b> .....	7
2.1	Subscription of Broadband Internet Service .....	7
2.2	Market Proportion of Data Service (Technology-wise).....	8
2.3	Market Proportion of Mobile Broadband Service (Based on Sim Subscription).....	9
2.4	Population Penetration of Broadband Service (Based on Subscription).....	10
2.5	List of Top Twenty Internet Service Providers ( Based on Number of subscriber- Fixed Broadband).....	11
2.6	Market proportion of Fixed Broadband service (Operator-wise).....	12
2.7	Technology used in Broadband Service.....	13

## 1. Voice Telephony

### 1.1 Subscription of Voice Telephony Service

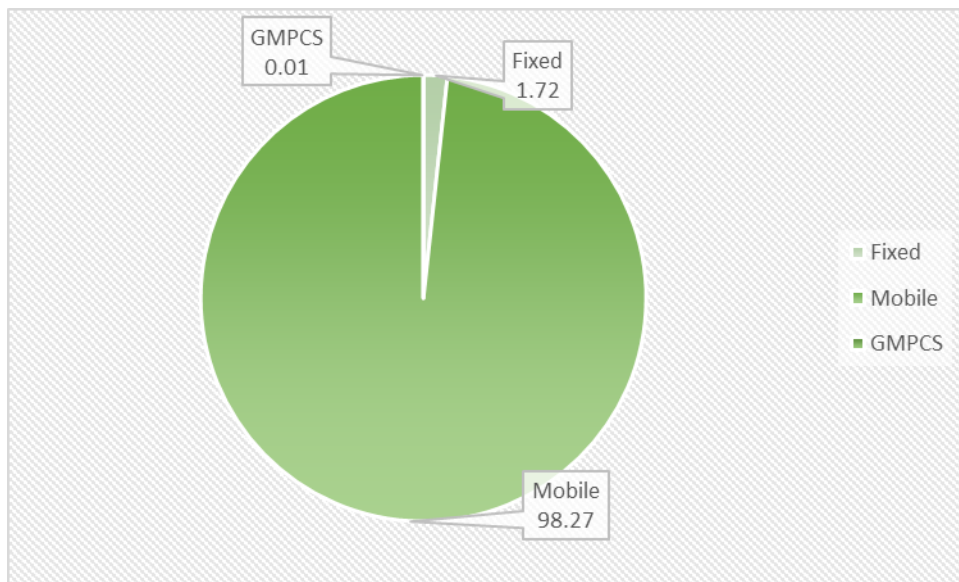
Operator	Service	Technology	Total
Nepal Telecom	Fixed	PSTN	266201
		FTTH Voice	336463
		VSAT	
		WLL#	
	Mobile	CDMA	
		GSM/IMT	21241837
Ncell Axiata Ltd.		GSM/IMT	13,195,467
Others	GMPCS	GMPCS	2986
<b>Total</b>			35,042,954

**Population Projection (2011-2031): 2,91,64,578 (Source: cbs.gov.np)**

**# CDMA/ WLL service phased out by Nepal Telecom from Shrawan, 2080.**

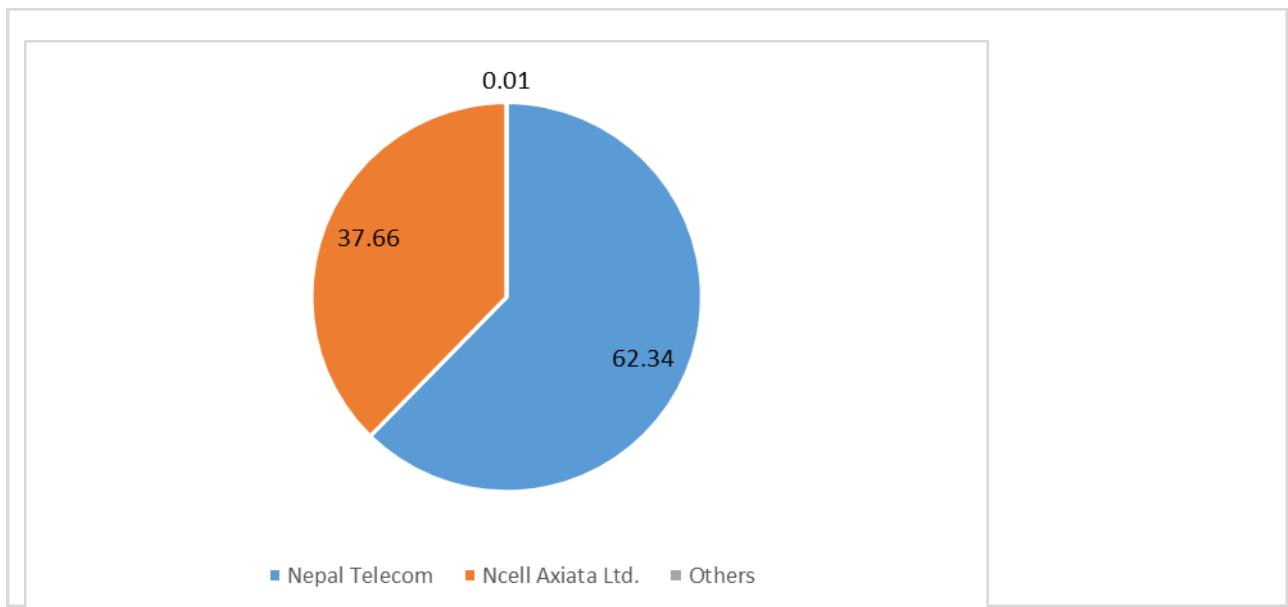
## 1.2 Service wise Market Proportion of Voice Service (Based on Subscription)

Voice Telephony Service	Number of Subscriber	Market Proportion (%)
Fixed	602664	1.72
Mobile	34437304	98.27
GMPCS	2986	0.01
Total	35042954	100.00
Projection (2011-2031) ) source: cbs.gov.np		
Population	<b>29164578</b>	



### 1.3 Operator-wise Market Proportion of Voice Service (Based on Sim Subscription)

Operator	Number of Subscriber	Market Proportion (%)
Nepal Telecom	21844501	62.34
Ncell Axiata Ltd.	13195467	37.66
Others	2986	0.01
Total	35042954	100.00

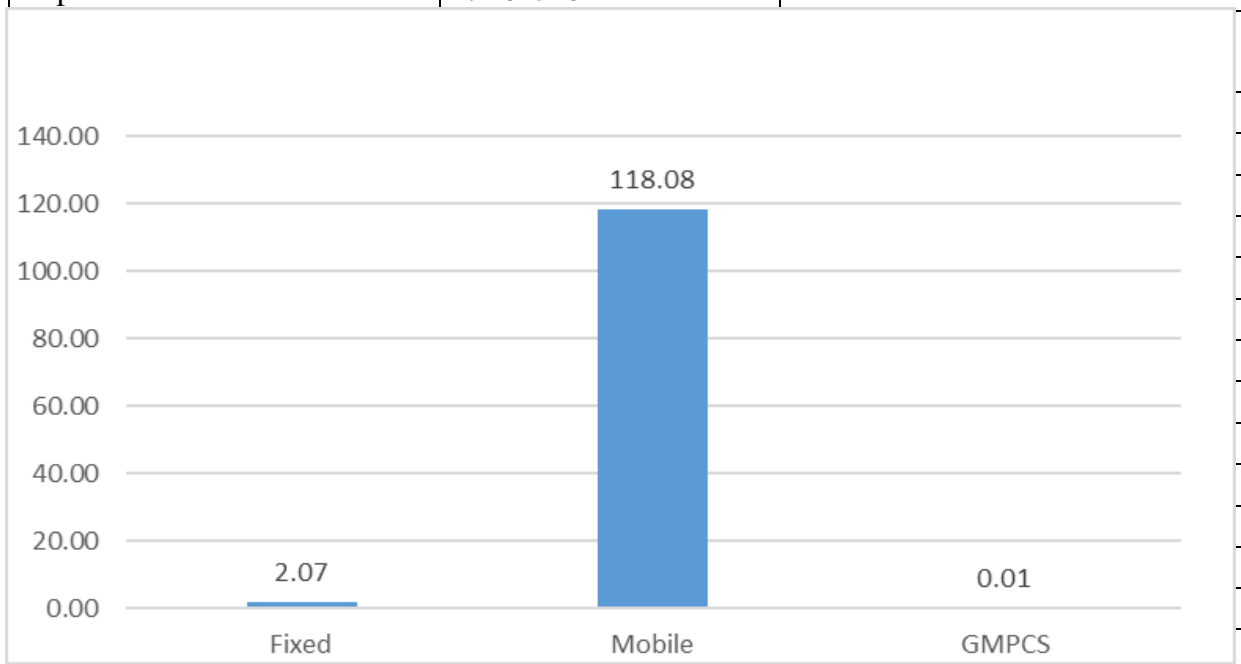


### 1.4 Population Penetration (%) of Voice Service (Based on Subscription)

Voice Telephony Service	Number of Subscriber	Population Penetration (%)
Fixed	602664	2.07
Mobile	34437304	118.08
GMPCS	2986	0.01
Total	35042954	120.16

**Projection (2011-2031) ) source: cbs.gov.np**

Population	<b>29164578</b>
------------	-----------------



## 2. Internet Service

### 2.1 Subscription of Broadband Internet Service

Services		Users			Total
		Nepal Doorsanchar Company Ltd.	Ncell Axiata Ltd.	ISPs	
Fixed Broadband (Wired)	ADSL/ Cable	125,672	-	153	125,825
	FTTH	1,070,628	-	12,135,350	13,205,978
Fixed Broadband (Wireless)	Radio (WIFI)	-	-	46,256	46,256
Mobile Broadband	3G	5756296	1637426	-	7,393,722
	4G	13967110	6,282,561	-	20,249,671
	EVDO				-
<b>Total</b>		<b>20,919,707</b>	<b>7,919,987</b>	<b>12,181,760</b>	<b>41,021,453</b>

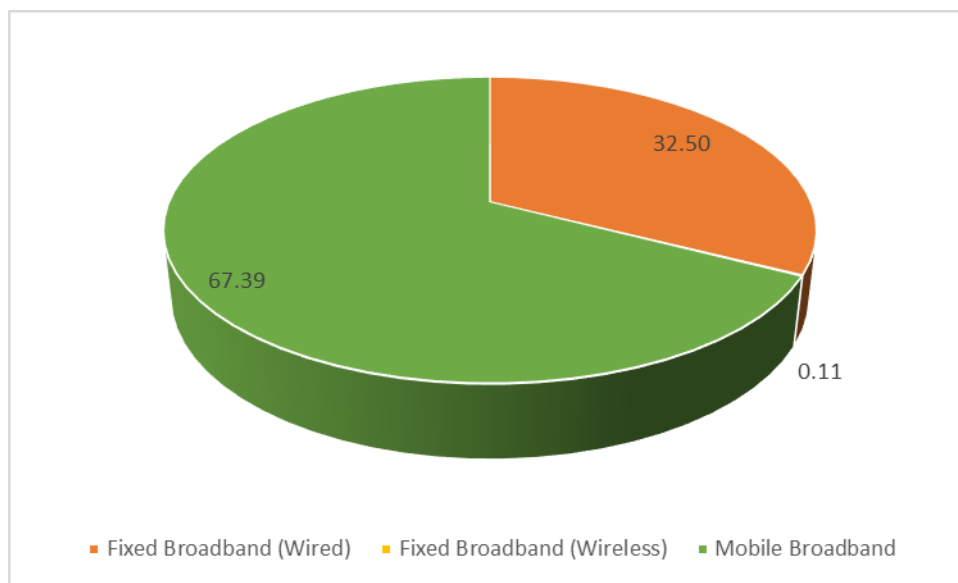
**Note:** Data/Internet Service through GPRS Service is excluded in Broadband subscription.

# 1 Connection equal to 4.37 subscribers for fixed broadband (Source: cbs.gov.np)

# EVDO service phased out by Nepal Telecom from Shrawan, 2080.

## 2.2 Market Proportion of Data Service (Technology-wise)

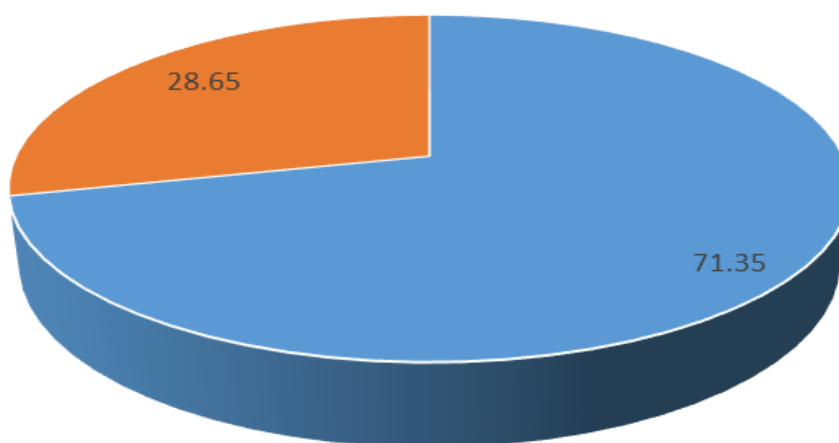
<b>Broadband Services</b>	<b>Number of Subscription</b>	<b>Market Proportion (%)</b>
Fixed Broadband (Wired)	13331804	32.50
Fixed Broadband (Wireless)	46256	0.11
Mobile Broadband	27643393	67.39
<b>Total Broadband Service</b>	<b>41021453</b>	<b>100.00</b>





### 2.3 Market Proportion of Mobile Broadband Service (Based on Sim Subscription)

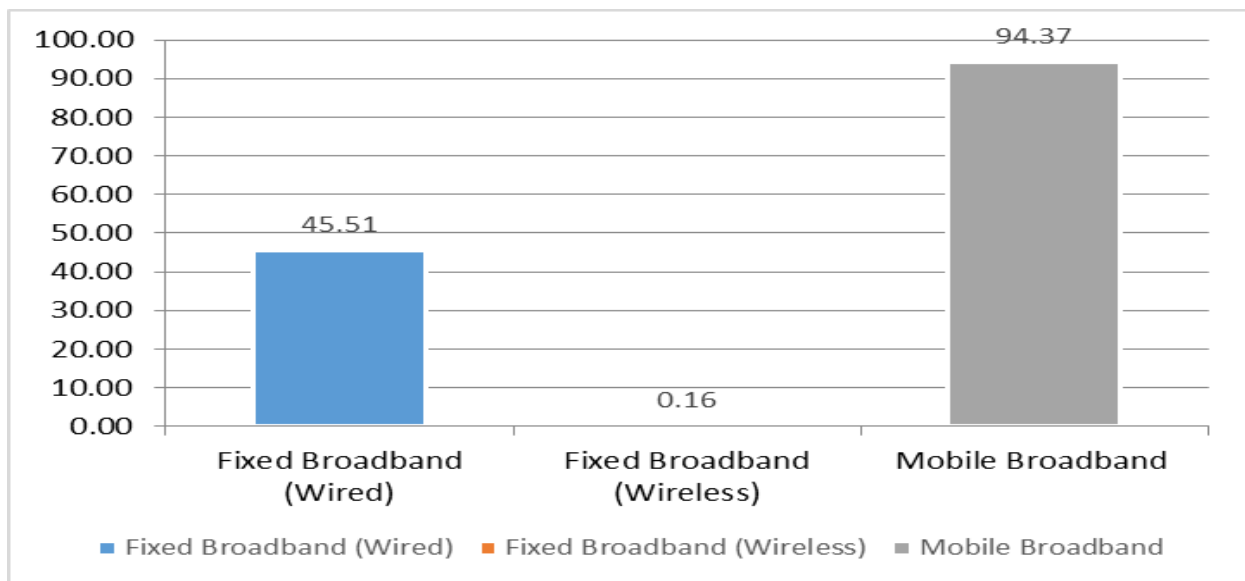
Operator	Number of Subscription	Market Proportion (%)
Nepal Doorsanchar Company Ltd.	19723406	71.35
Ncell Axiata Ltd.	7919987	28.65
Total	27643393	100.00



■ Nepal Doorsanchar Company Ltd. ■ Ncell Axiata Ltd.

## 2.4 Population Penetration of Broadband Service (Based on Subscription)

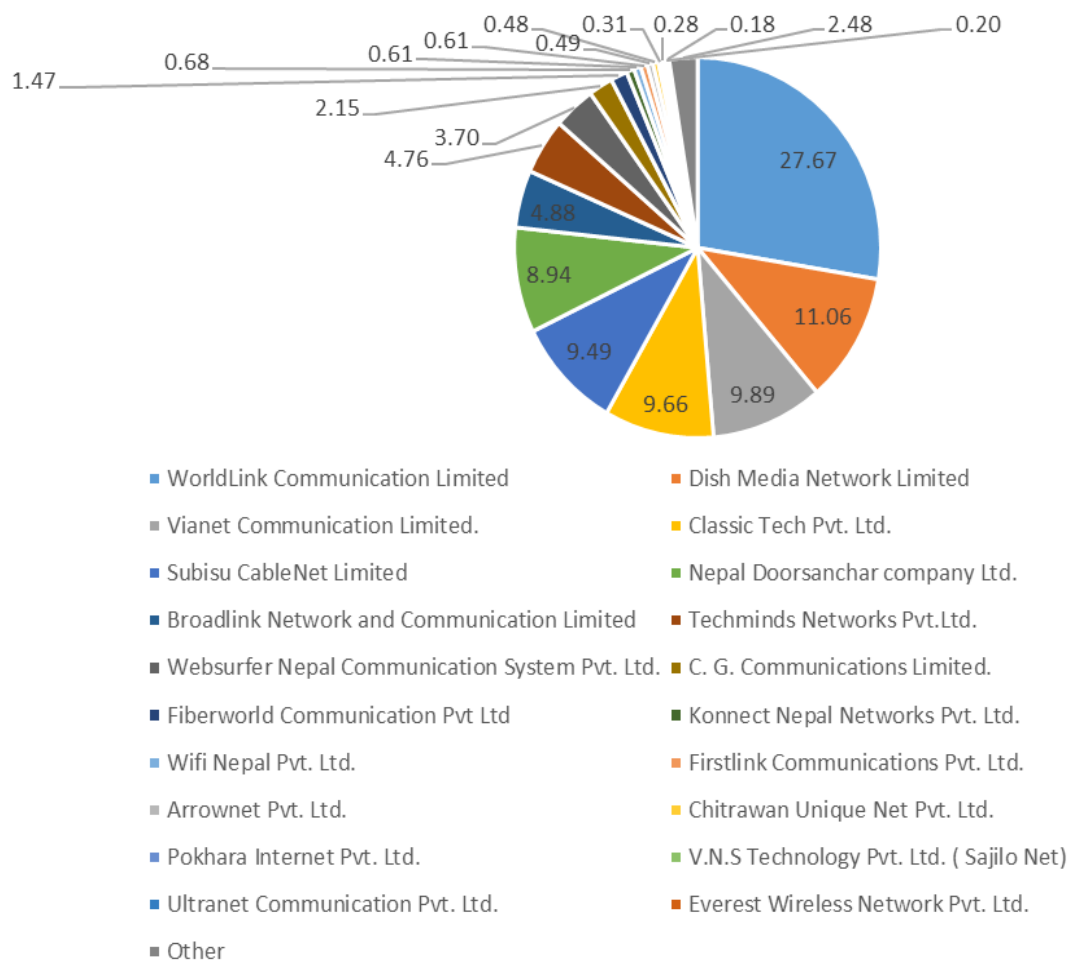
Broadband Services	Number of Subscription	No.Of Population	Population Penetration(%)
Fixed Broadband (Wired)	3050756	13331804	45.51
Fixed Broadband (Wireless)	10585	46256	0.16
Mobile Broadband	27643393	27643393	94.37
	<b>30704734</b>	<b>41021453</b>	140.04



## 2.5 List of Top Twenty Internet Service Providers ( Based on Number of subscriber-Fixed Broadband)

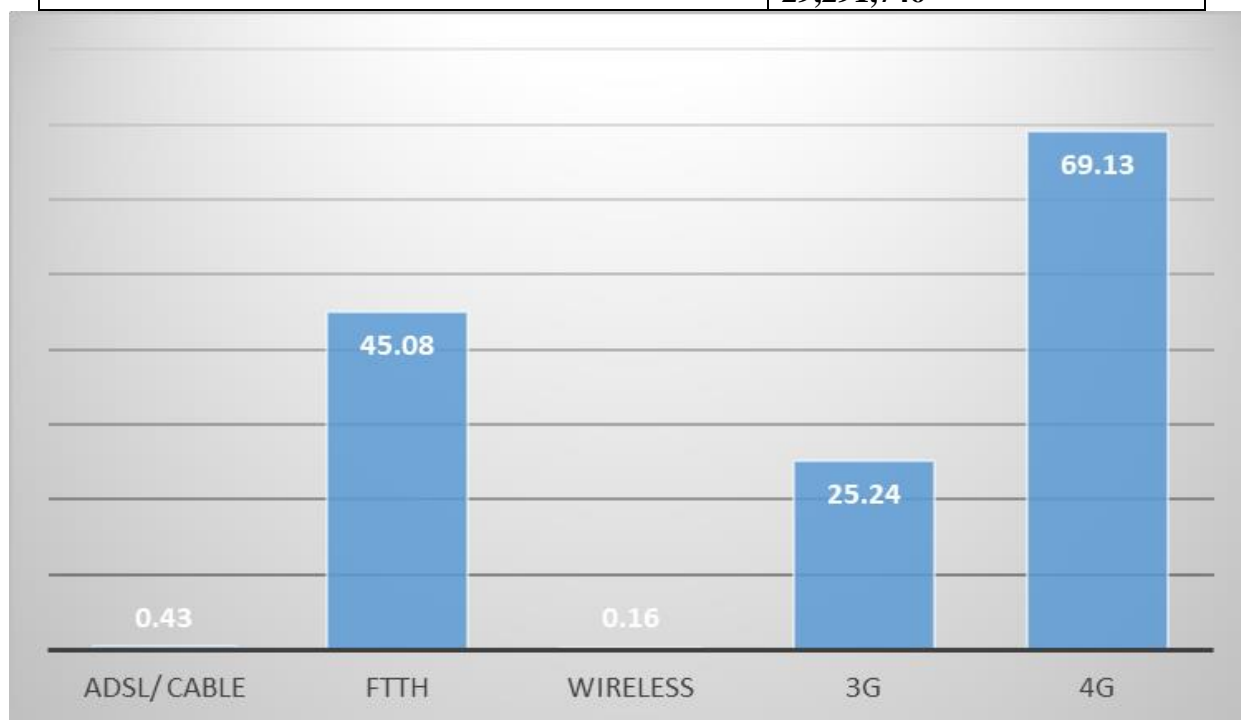
S.no.	Operator	Fiber	ADSL/ Cable	Wireless	Total	Market Share (in %)
1	WorldLink Communication Limited	846454	27	535	847016	27.67
2	Dish Media Network Limited	338552	0	0	338552	11.06
3	Vianet Communication Limited.	302614	0	0	302614	9.89
4	Classic Tech Pvt. Ltd.	295041	0	703	295744	9.66
5	Subisu CableNet Limited	288311	8	2354	290673	9.49
6	Nepal Doorsanchar company Ltd.	244995	28758	0	273753	8.94
7	Broadlink Network and Communication Limited	148913	0	534	149447	4.88
8	Techminds Networks Pvt.Ltd.	144525	0	1214	145739	4.76
9	Websurfer Nepal Communication System Pvt. Ltd.	111212	0	2069	113281	3.70
10	C. G. Communications Limited.	65876	0	0	65876	2.15
11	Fiberworld Communication Pvt Ltd	44986	0	0	44986	1.47
12	Konnect Nepal Networks Pvt. Ltd.	20814	0	0	20814	0.68
13	Wifi Nepal Pvt. Ltd.	18688	0	0	18688	0.61
14	Firstlink Communications Pvt. Ltd.	18609	0	0	18609	0.61
15	Arrownet Pvt. Ltd.	14975	0	70	15045	0.49
16	Chitrawan Unique Net Pvt. Ltd.	14639	0	0	14639	0.48
17	Pokhara Internet Pvt. Ltd.	9402	0	192	9594	0.31
18	V.N.S Technology Pvt. Ltd. ( Sajilo Net)	8625	0	0	8625	0.28
19	Ultranet Communication Pvt. Ltd.	5970	0	50	6020	0.20
20	Everest Wireless Network Pvt. Ltd.	4481	0	1153	5634	0.18
21	Other	74281	0	1711	75992	2.48
Total		3021963	28793	10585	3061341	100.00

## 2.6 Market proportion of Fixed Broadband service (Operator-wise)



## 2.7 Technology used in Broadband Service

Technology	Number of user	Population Penetration Proportion (%)
ADSL/ Cable	125825	0.43
FTTH	13205978	45.08
Wireless	46256	0.16
<b>3G</b>	<b>7393722</b>	25.24
4G	<b>20249671</b>	69.13
Total	<b>41021453</b>	140.04
Family Size		4.37
Population of Nepal(2078)		<b>29,291,746</b>



### **Contact:**

Nepal Telecommunications Authority

Jamal, Kathmandu

Phone No.: +977-1-5355474

Fax No.: +977-1-5355250

E-mail: [info@nta.gov.np](mailto:info@nta.gov.np), [ntra@nta.gov.np](mailto:ntra@nta.gov.np)